

*Bridging reliability-based design optimization
and robust design optimization:
A data-driven approach*

Yoshihiro Kanno

Mathematics and Informatics Center, The University of Tokyo

WCSSMO13 (May 20–24, 2019)

RBDO & RO

- RBDO (= reliability-based design optimization)
 - probabilistic model
 - asm. of an input distribution
 - cstr. on structural reliability
- RO (= robust optimization)
 - possibilistic model
 - asm. of an uncertainty set
 - cstr. in worst-case scenario

RBDO & RO

- RBDO (= reliability-based design optimization)
 - a little *more difficult*
- RO (= robust optimization)
 - a little *easier*
(altho. already *more difficult* than usual optim.)
 - tractable (sometimes *convex*) reformulations
 - [Elishakoff, Haftka & Fang '94], [Pantelides & Ganzerli '98]
 - [Ben-Tal & Nemirovski '97], [Cherkaev & Cherkaev '03, '08]
 - [K. & Takewaki '06], [de Gournay, Allaire & Jouve '08], [K. & Guo '10]
 - [Yonekura & K. '10], [Takezawa, Nii, Kitamura & Kogiso '11]
 - [Holmberg, Thore & Klarbring '15], etc.
 - conservative approximations
 - [Guo, Bai, Zhang & Gao '09]
 - [Guo, Du & Gao '11], [Hashimoto & K. '15],

RBDO w/ uncertainty

- asm.: statistical information is *incomplete*.
- structural reliability $r(\mathbf{x})$
- target reliability constraint

$$r(\mathbf{x}) \geq 1 - \epsilon$$

[Gunawan & Papalambros '06], [Youn & Wang '08]
[Noh, Choi, Lee, Gorsich & Lamb '11], [Zaman & Mahadevan '17]
[Moon, Cho, Choi, Gaul, Lamb & Gorsich '17, '18], [Ito, Kim & Kogiso '18]

RBDO w/ uncertainty

- asm.: statistical information is *incomplete*.
- structural reliability $r(\mathbf{x})$ → a random variable
(∵ input distribution is stochastic)
- target reliability constraint

$$r(\mathbf{x}) \geq 1 - \epsilon$$

→ is meaningful only in a probabilistic manner:

[Gunawan & Papalambros '06], [Youn & Wang '08]

[Noh, Choi, Lee, Gorsich & Lamb '11], [Zaman & Mahadevan '17]

[Moon, Cho, Choi, Gaul, Lamb & Gorsich '17, '18], [Ito, Kim & Kogiso '18]

RBDO w/ uncertainty

- asm.: statistical information is *incomplete*.
- structural reliability $r(\mathbf{x})$ → a random variable
(∵ input distribution is stochastic)
- target reliability constraint

$$r(\mathbf{x}) \geq 1 - \epsilon$$

→ is meaningful only in a probabilistic manner:

$$\mathbb{P}\{r(\mathbf{x}) \geq 1 - \epsilon\} \geq 1 - \delta .$$

- $1 - \delta$: target confidence level
- We say that, e.g., it is 90% sure that \mathbf{x} has 93% reliability.
($\delta = 0.1, \epsilon = 0.07$)

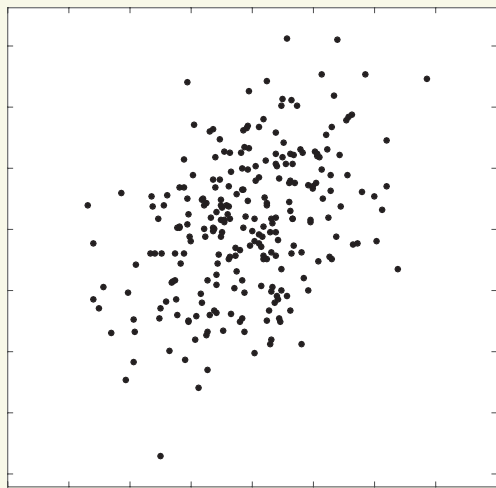
[Gunawan & Papalambros '06], [Youn & Wang '08]

[Noh, Choi, Lee, Gorsich & Lamb '11], [Zaman & Mahadevan '17]

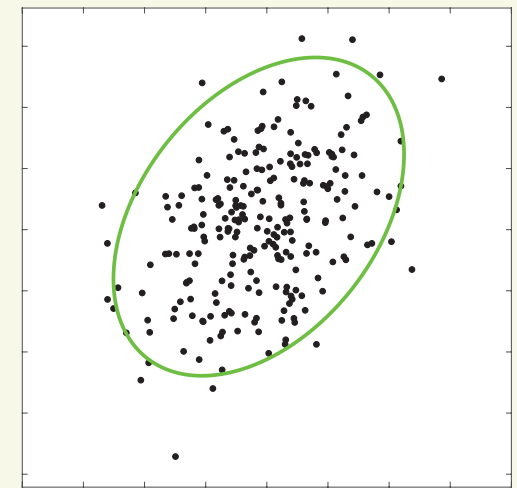
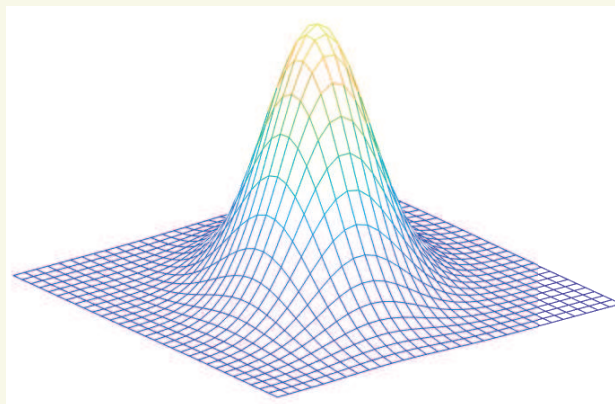
[Moon, Cho, Choi, Gaul, Lamb & Gorsich '17, '18], [Ito, Kim & Kogiso '18]

An idea is to *construct*...

- Given: a set of random samples
 - We do *not* estimate the (cumulative) distribution function F .
- **RO** that conservatively approximates **RBDO w/ uncertainty**.
 - many *powerful methods* in RO are available
 - construct an uncertainty set from the data
 - free from error in statistical modeling process



given data



uncertainty set

given: a set of random samples...

- Derive: a sufficient condition
 - that guarantees

$$\mathbf{P}_F \left\{ \underbrace{\mathbf{P}_q \{g_l(\mathbf{x}; \mathbf{q}) \leq 0\}}_{\text{reliability constraint}} \geq 1 - \epsilon \right\} \geq 1 - \delta .$$

- that has the form

$$g_l(\mathbf{x}; \mathbf{q}) \leq 0, \quad \forall \mathbf{q} \in Q \quad (\text{robust cstr.})$$

w/ ellipsoidal set Q .

given: a set of random samples...

- Derive: a sufficient condition
 - that guarantees

$$\mathbb{P}_F \left\{ \underbrace{\mathbb{P}_q \{g_l(\mathbf{x}; \mathbf{q}) \leq 0\}}_{\text{reliability constraint}} \geq 1 - \epsilon \right\} \geq 1 - \delta .$$

- that has the form

$$g_l(\mathbf{x}; \mathbf{q}) \leq 0, \quad \forall \mathbf{q} \in Q \quad (\text{robust cstr.})$$

w/ ellipsoidal set Q .

- ...is realized with “sufficiently large Q ” s. t.

$$\mathbb{P}_F \left\{ \mathbb{P}_q \{ \mathbf{q} \in Q \} \geq 1 - \epsilon \right\} \geq 1 - \delta .$$

- for finding such an ellipsoid Q ,
an idea in [Hong, Huang & Lam '17] is *very useful*.

how to obtain uncertainty set Q

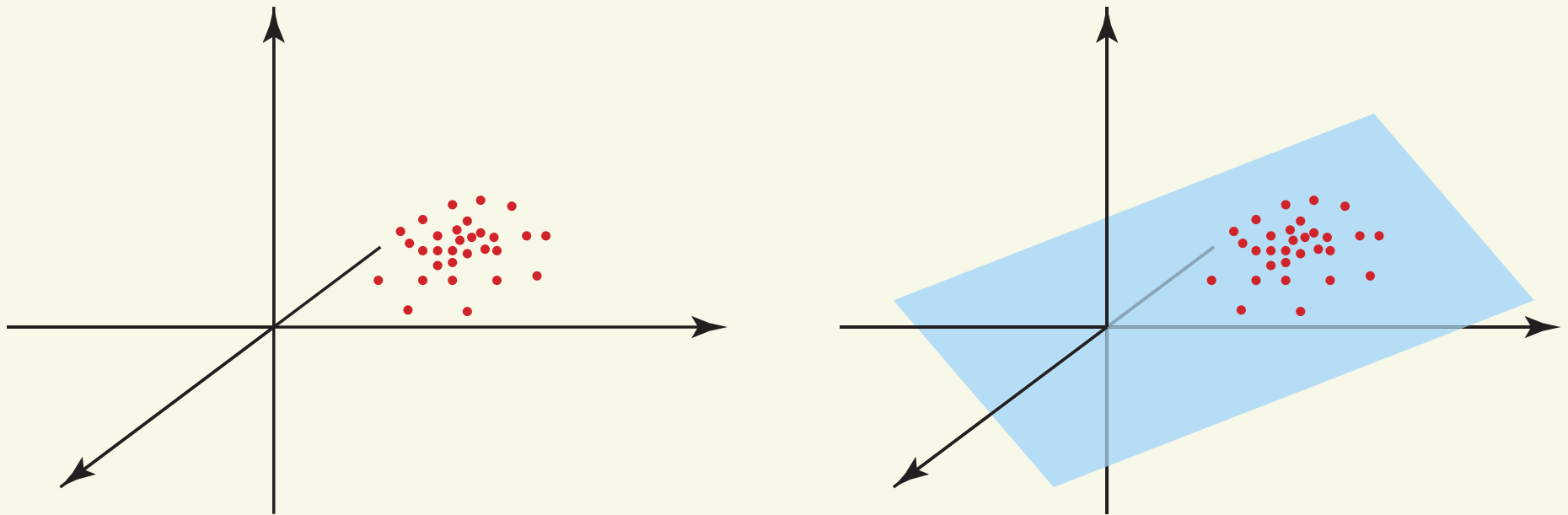
- 3 steps

[Hong, Huang & Lam '17]

1. dimensionality reduction
2. shape determination
3. size calibration

how to obtain uncertainty set Q

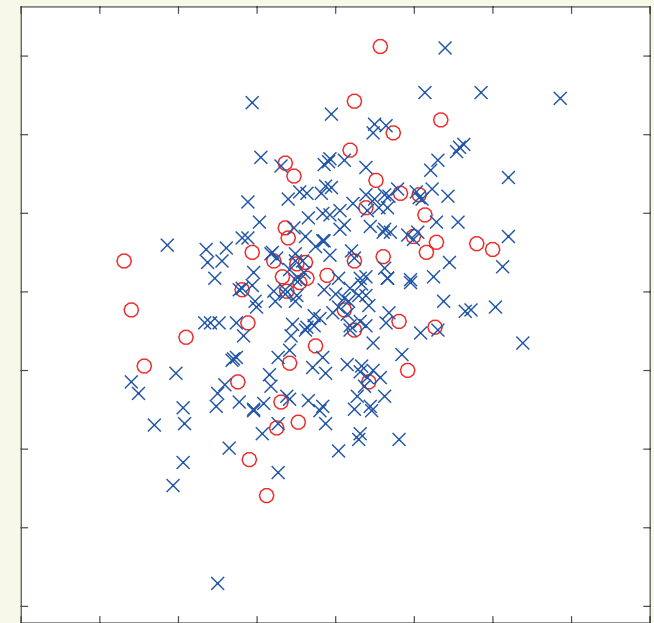
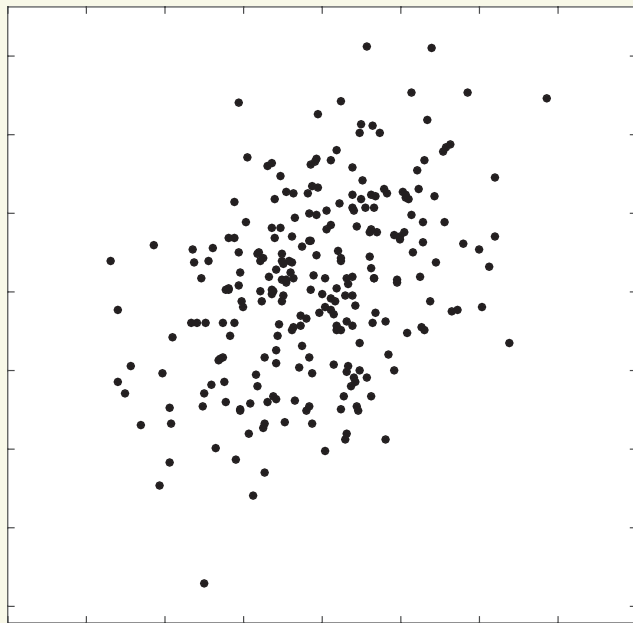
- Apply PCA (principal component analysis) to the samples,
 - for avoiding that the method becomes overly conservative.
 - \therefore a high-dimensional ellipsoid (containing sample points) has huge volume (= curse of dimensionality).



1. dimensionality reduction
2. shape determination
3. size calibration

how to obtain uncertainty set Q

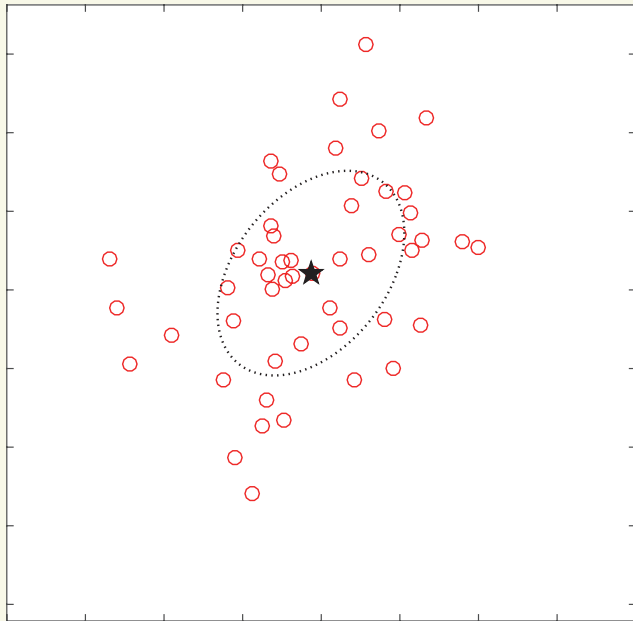
- After dimensionality reduction,
- divide the set into two subsets randomly.
 - To be used in steps 2 & 3, resp.



1. dimensionality reduction
2. shape determination
3. size calibration

how to obtain uncertainty set Q

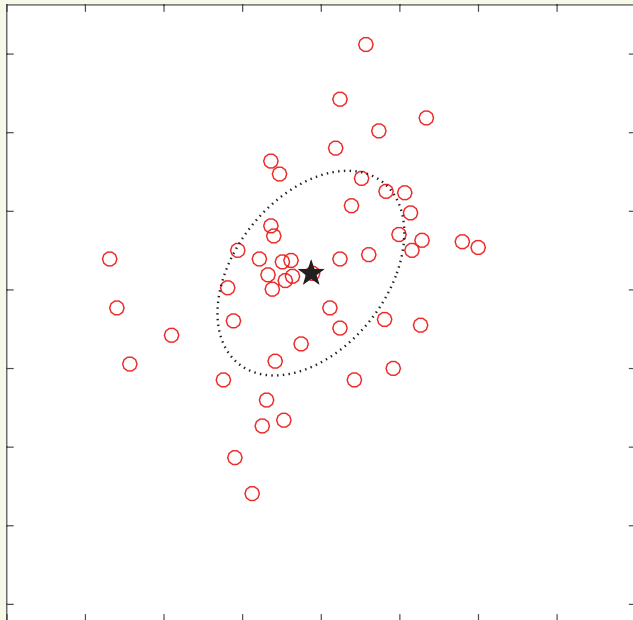
- learn **ellipsoidal shape** from the samples, e.g.:
 - center ← mean of the samples
 - principal axes & radii ← covariance matrix of the samples



1. dimensionality reduction
2. shape determination
3. size calibration

how to obtain uncertainty set Q

- learn **ellipsoidal shape** from the samples, e.g.:
 - center ← mean of the samples
 - principal axes & radii ← covariance matrix of the samples



Remark:

Any shape (other than ellipsoid) can be adopted.

- box
- parallelogram
- nonconvex set, etc.

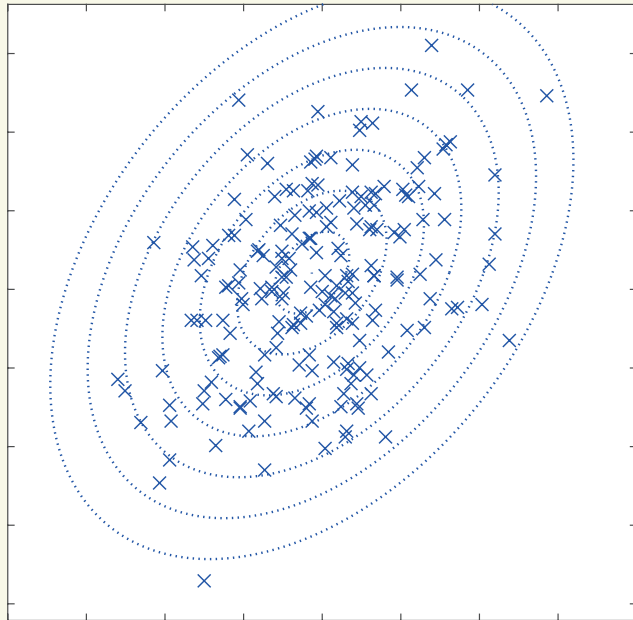
1. dimensionality reduction
2. shape determination
3. size calibration

how to obtain uncertainty set Q

- Q should satisfy

$$\mathbb{P}_F \left\{ \mathbb{P}_q \{ \mathbf{q} \in Q \} \geq 1 - \epsilon \right\} \geq 1 - \delta .$$

- a sufficient condition provided by **order statistics** is:



- $n := \#$ samples.
- $\tilde{p} :=$ minimum natural number p s. t.

$$\sum_{k=p}^n \binom{n}{k} (1 - \epsilon)^k \epsilon^{n-k} \leq \delta .$$

- Adjust size of Q s. t.
 Q contains \tilde{p} samples.

1. dimensionality reduction
2. shape determination
3. size calibration:

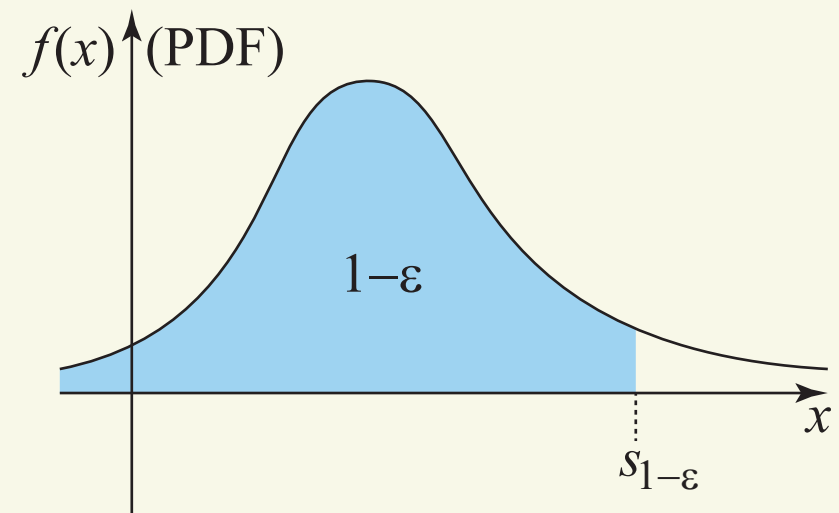
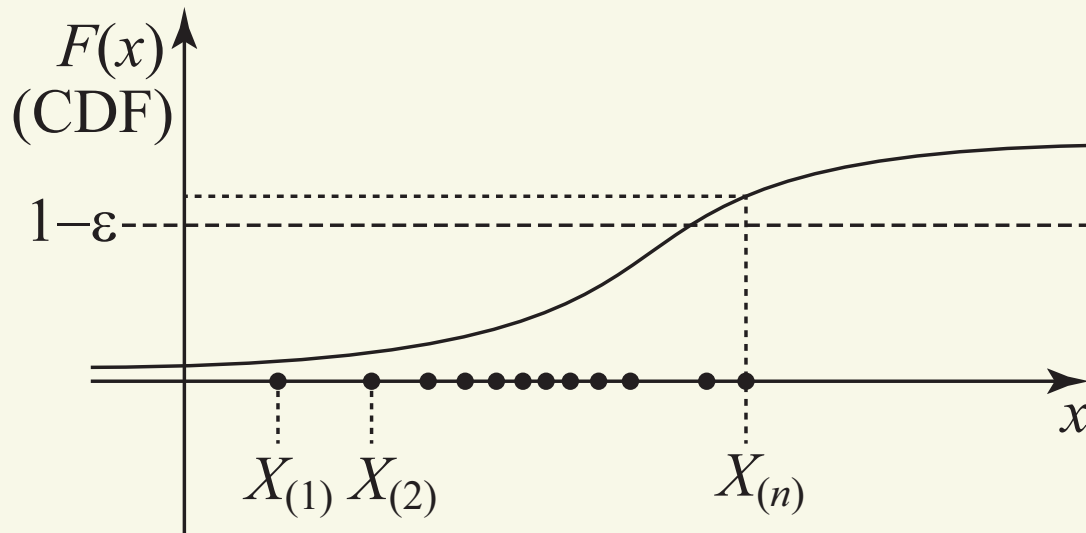
[Hong, Huang & Lam '17]

gives guarantee of confidence level

order statistics: essentials

- random samples X_1, X_2, \dots, X_n
- order statistics $X_{(1)} < X_{(2)} < \dots < X_{(n)}$ (re-numbering)
- If, e.g., “uncertainty set” covers all data points, then

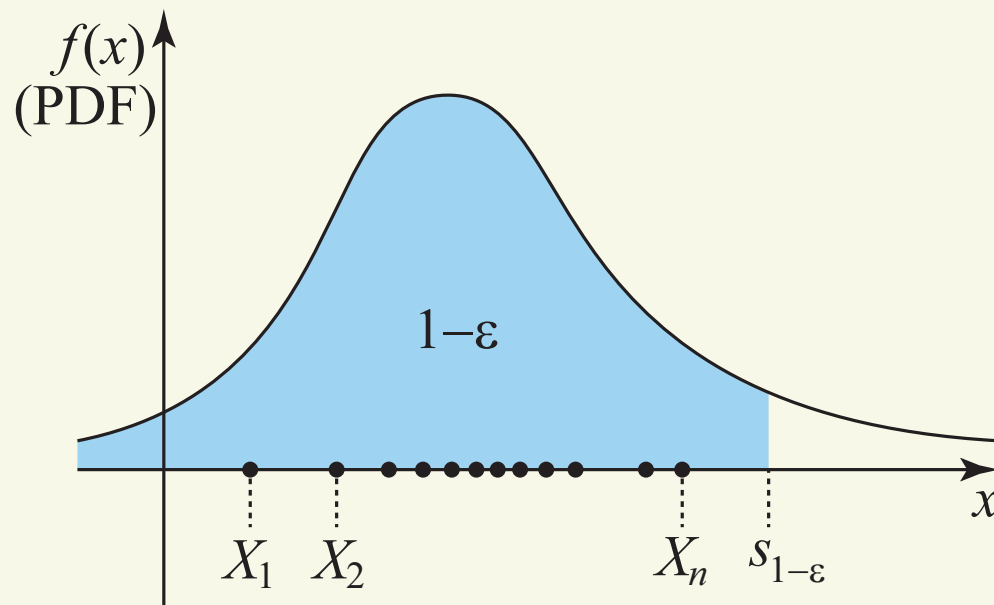
$$\begin{aligned} \mathbb{P}\{F(X_{(n)}) > 1 - \epsilon\} &= \mathbb{P}\{X_{(n)} > s_{1-\epsilon}\} \\ &= 1 - \mathbb{P}\{X_{(n)} \leq s_{1-\epsilon}\} \end{aligned}$$



order statistics: essentials

- random samples X_1, X_2, \dots, X_n
- order statistics $X_{(1)} < X_{(2)} < \dots < X_{(n)}$ (re-numbering)
- If, e.g., “uncertainty set” covers all data points, then

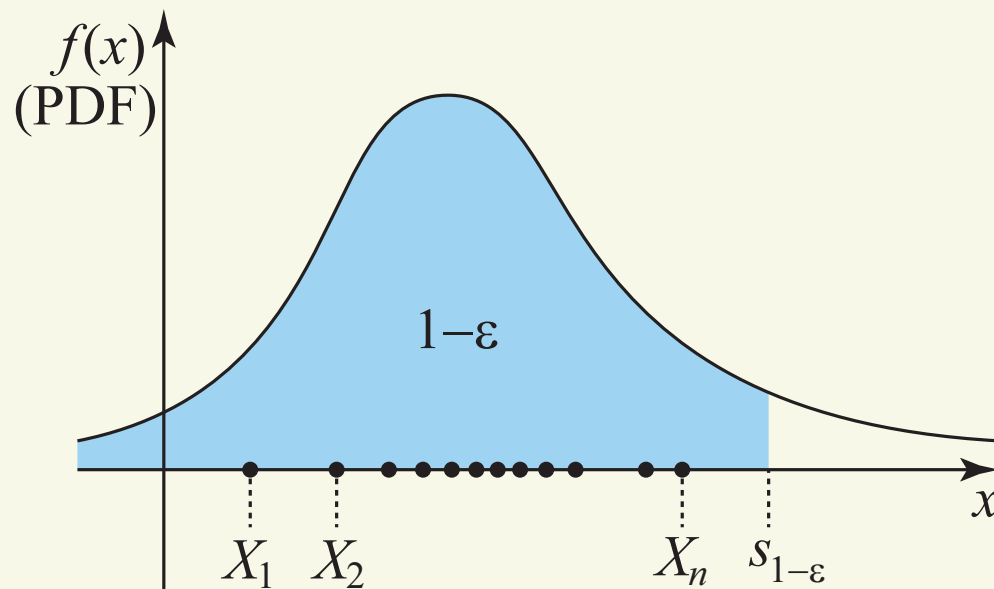
$$\begin{aligned} \mathbb{P}\{F(X_{(n)}) > 1 - \epsilon\} &= \mathbb{P}\{X_{(n)} > s_{1-\epsilon}\} \\ &= 1 - \mathbb{P}\{X_{(n)} \leq s_{1-\epsilon}\} \\ &= 1 - \mathbb{P}\{X_1 \leq s_{1-\epsilon}\} \times \dots \times \mathbb{P}\{X_n \leq s_{1-\epsilon}\} \\ &= 1 - (1 - \epsilon)^n = 1 - \delta. \end{aligned}$$



order statistics: essentials

- random samples X_1, X_2, \dots, X_n
- order statistics $X_{(1)} < X_{(2)} < \dots < X_{(n)}$ (re-numbering)
- If, e.g., “uncertainty set” covers all data points, then

$$\begin{aligned} P\{F(X_{(n)}) > 1 - \epsilon\} &= P\{X_{(n)} > s_{1-\epsilon}\} \\ &= 1 - P\{X_{(n)} \leq s_{1-\epsilon}\} \\ &= 1 - P\{X_1 \leq s_{1-\epsilon}\} \times \dots \times P\{X_n \leq s_{1-\epsilon}\} \\ &= 1 - (1 - \epsilon)^n = 1 - \delta. \end{aligned}$$



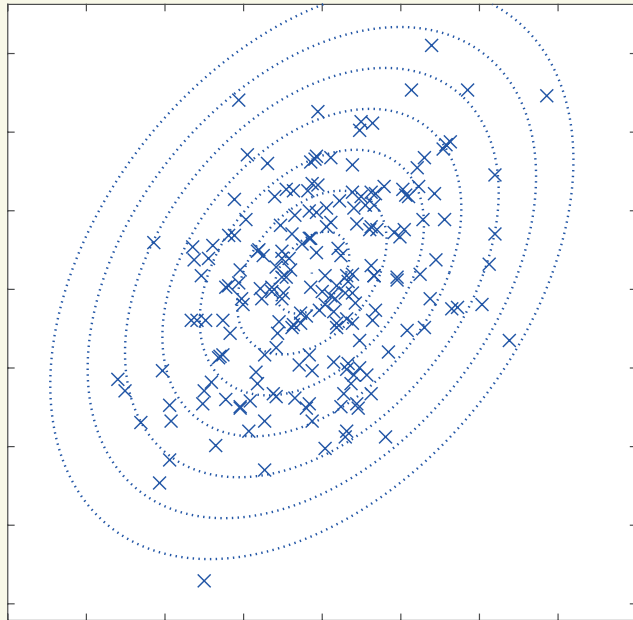
- e.g., $n = 200$, then
 - $\epsilon = 0.02 \Rightarrow \delta = 0.0176$
98% reliability
w/ 98.2% conf.
 - $\epsilon = 0.01 \Rightarrow \delta = 0.134$
99% reliability
w/ 86.6% conf.

how to obtain uncertainty set Q

- Q should satisfy

$$\mathbb{P}_F \left\{ \mathbb{P}_q \{ \mathbf{q} \in Q \} \geq 1 - \epsilon \right\} \geq 1 - \delta .$$

- a sufficient condition provided by **order statistics** is:



- $n := \#$ samples.
- $\tilde{p} :=$ minimum natural number p s. t.

$$\sum_{k=p}^n \binom{n}{k} (1 - \epsilon)^k \epsilon^{n-k} \leq \delta .$$

- Adjust size of Q s. t.
 Q contains \tilde{p} samples.

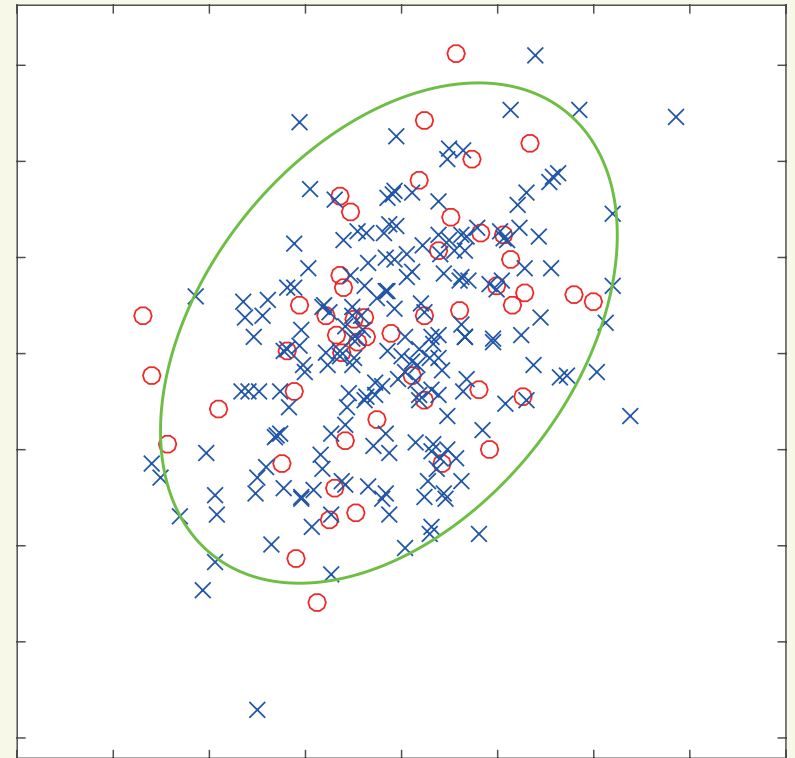
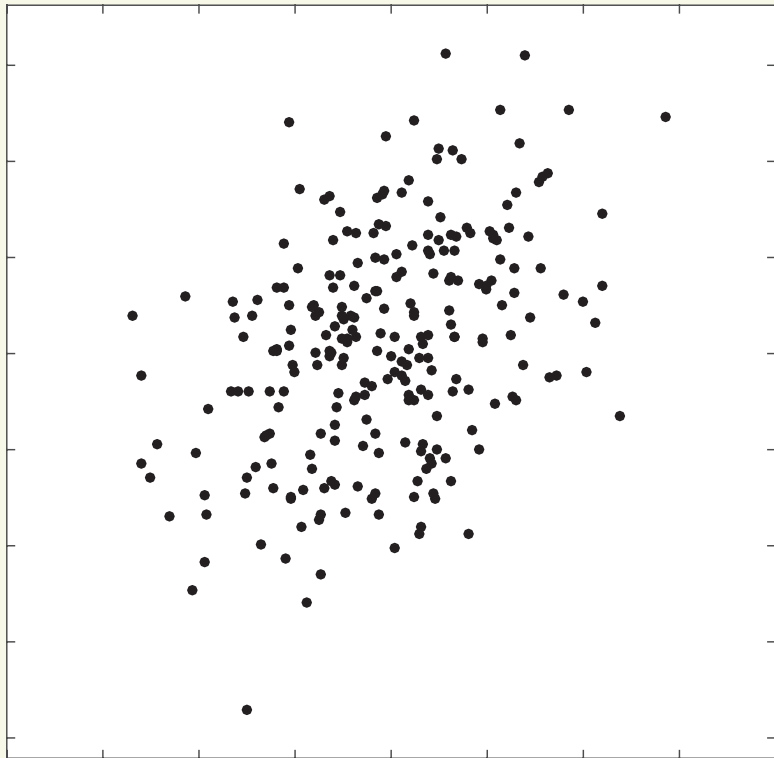
1. dimensionality reduction
2. shape determination
3. size calibration:

[Hong, Huang & Lam '17]

gives guarantee of confidence level

how to obtain uncertainty set Q

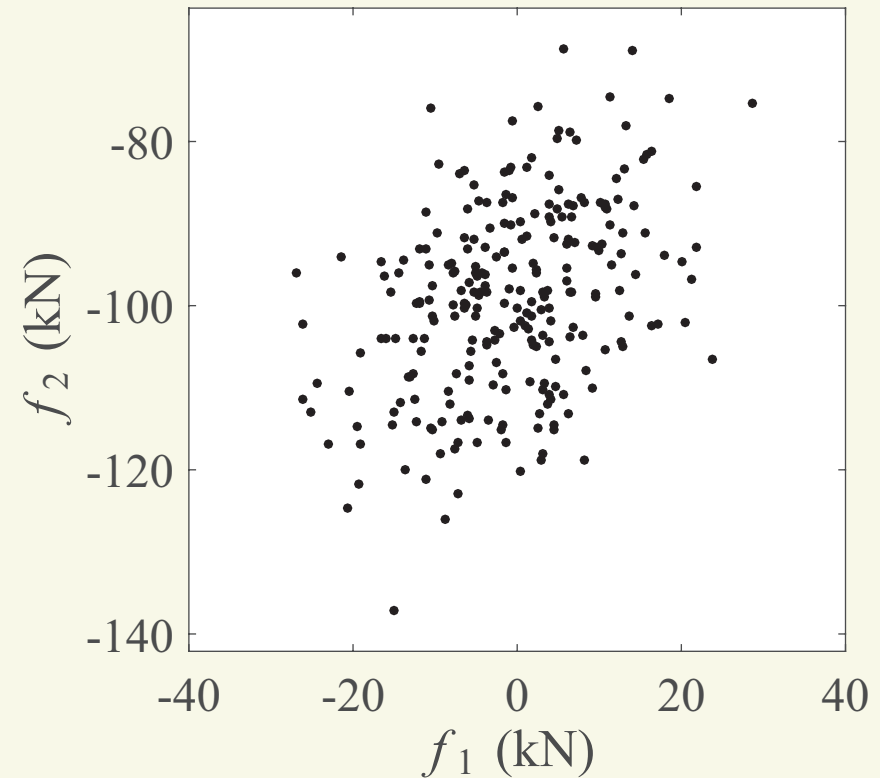
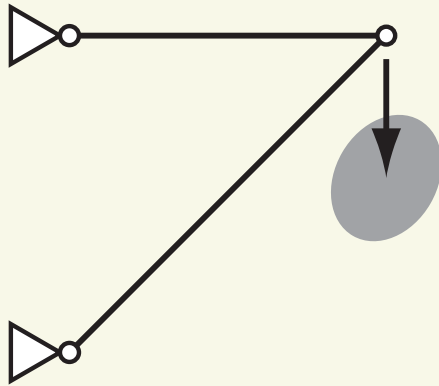
- We thus have obtained Q (by using *only the given data*)!



- \hookrightarrow perform "robust optim. w/ this Q "

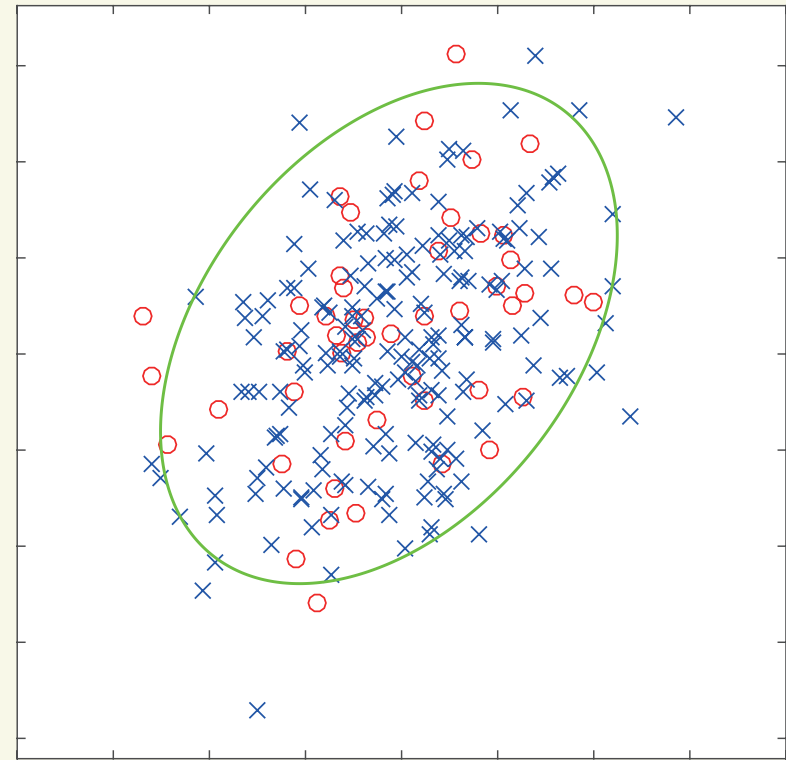
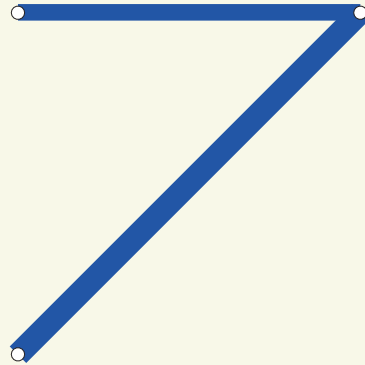
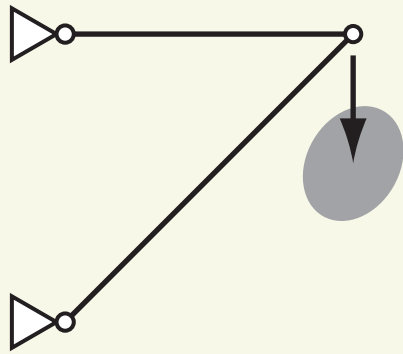
1. dimensionality reduction
2. shape determination
3. size calibration

numerical example: 1) 2-bar truss (stress cstr.)



- given: 250 random samples of external loads
- volume min.
- stress cstr.: $|\sigma_i| \leq \sigma_c$
 - reliability counterpart: $P\{|\sigma_i| \leq \sigma_c\} \geq 1 - \epsilon$ w/ confidence $1 - \delta$

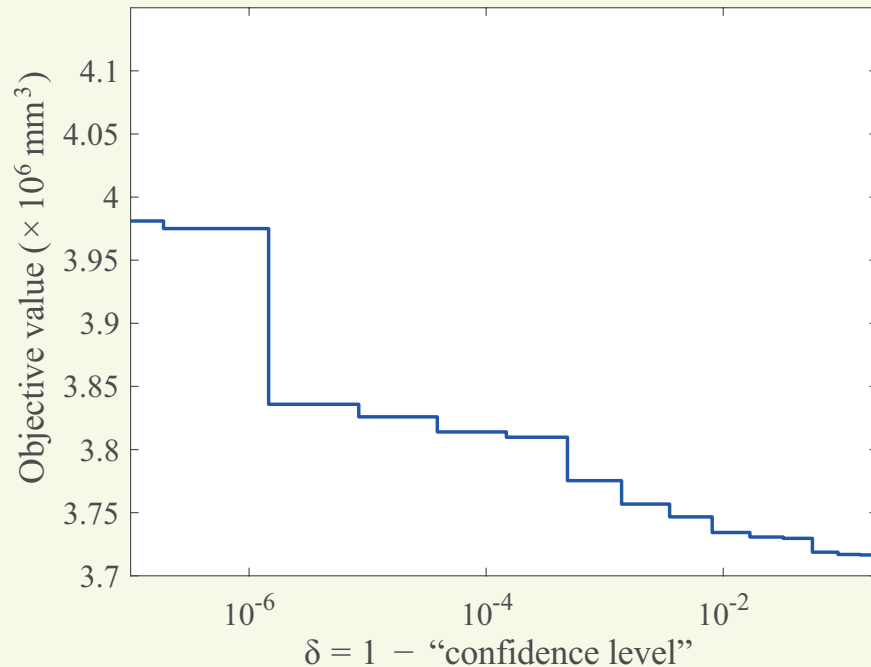
ex.) 2-bar truss (stress cstr.)



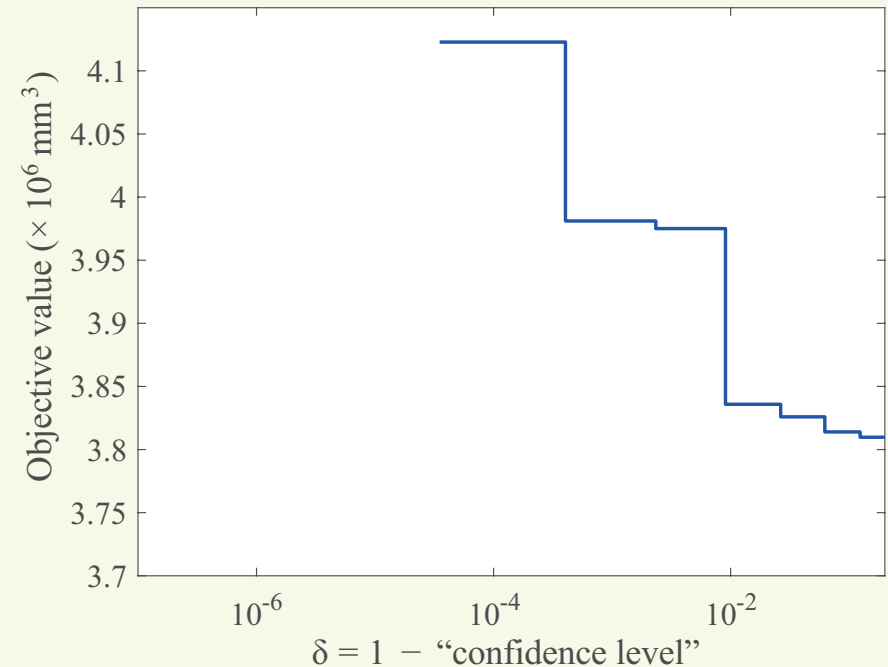
- 200 data points used for **size calibration**.
 - “reliability $1 - \epsilon = 0.9$ ” & “confidence $1 - \delta = 0.92$ ”
 - ↑
 - Ellipsoid Q contains 187 data points.

ex.) 2-bar truss (stress cstr.)

- guarantee $1 - \epsilon$ reliability, with $1 - \delta$ confidence
 - trade-off btw. δ & optimal value, w/ fixed $1 - \epsilon$



$$1 - \epsilon = 0.90$$

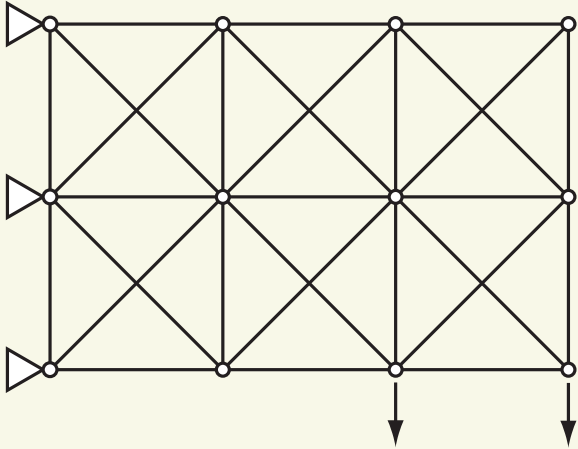


$$1 - \epsilon = 0.95$$

- Order statistics limits $1 - \delta \leq 1 - (1 - \epsilon)^n$.
 - $1 - \delta \leq 1 - (3.5 \times 10^{-5})$ for $(1 - \epsilon, n) = (0.95, 200)$
 - To increase confidence level, we need more data points.

ex.) 29-bar truss (compliance cstr.)

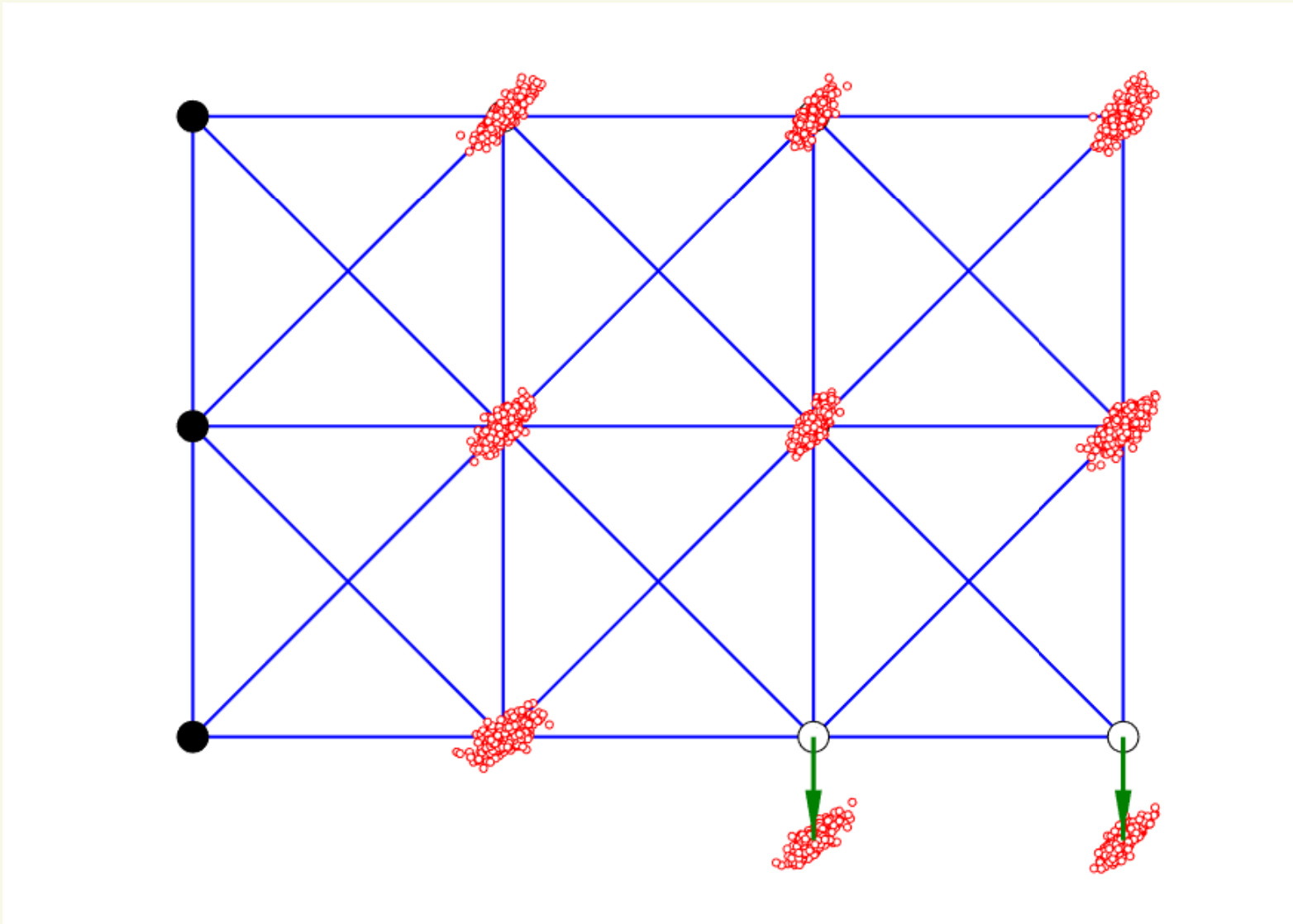
- model :



- compliance constraint

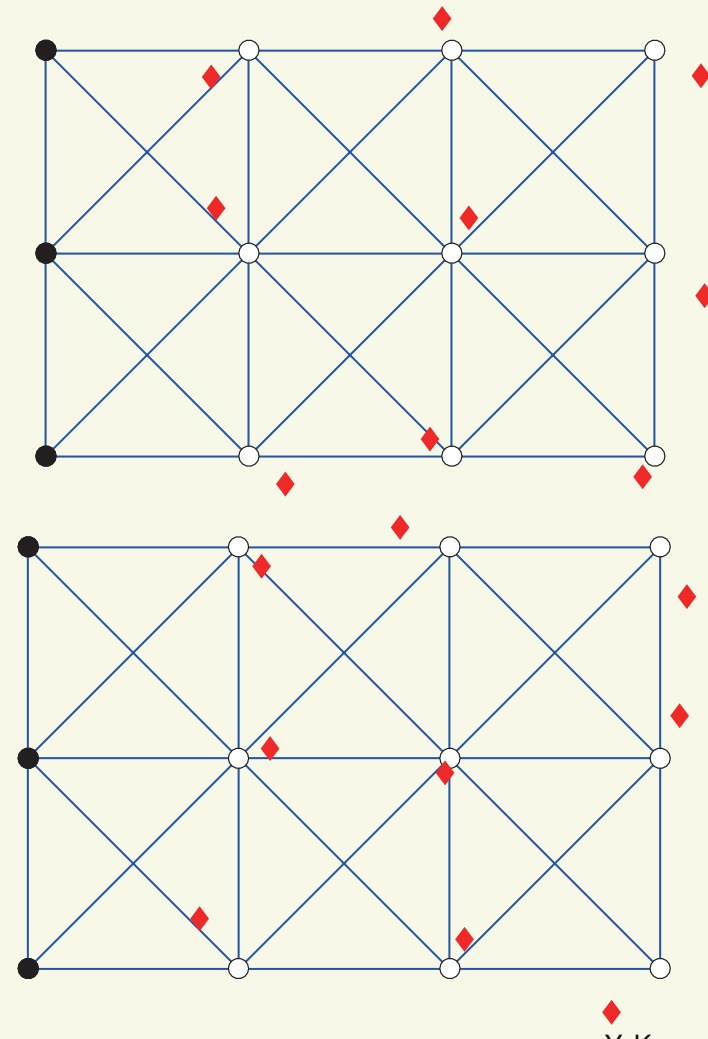
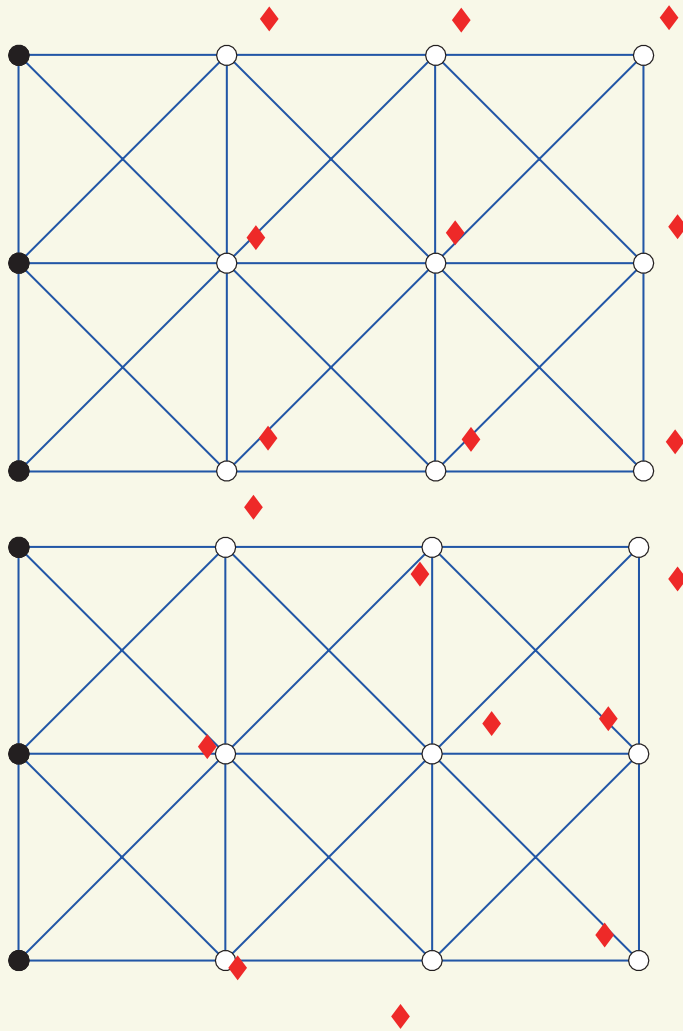
ex.) 29-bar truss (compliance cstr.)

- data of external loads
 - 250 points in \mathbb{R}^{18}



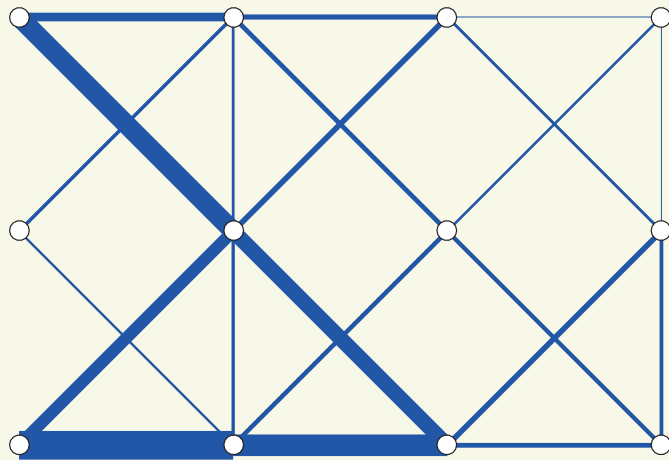
ex.) 29-bar truss (compliance cstr.)

- data of external loads $\xrightarrow{\text{PCA}}$ 7 comp. are dominant.
- first 4 prin. comp.

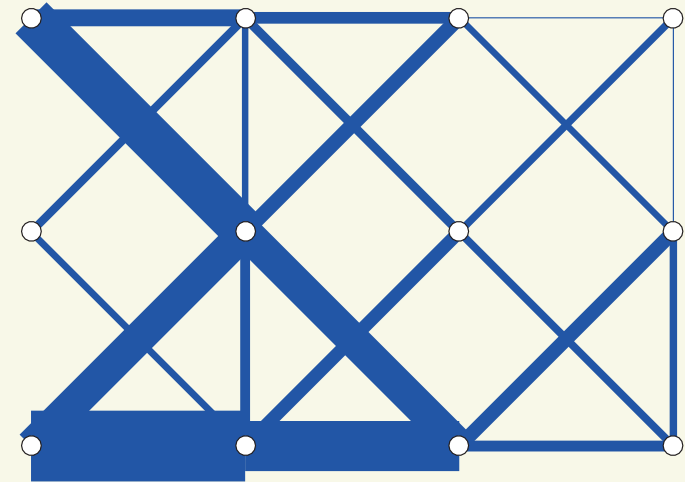


ex.) 29-bar truss (compliance cstr.)

- 250 data points
 - 50 for shape learning
 - 200 for size calibration
 - 187 points are used for $1 - \epsilon = 0.9$ reliability w/ $1 - \delta = 0.92$ confidence



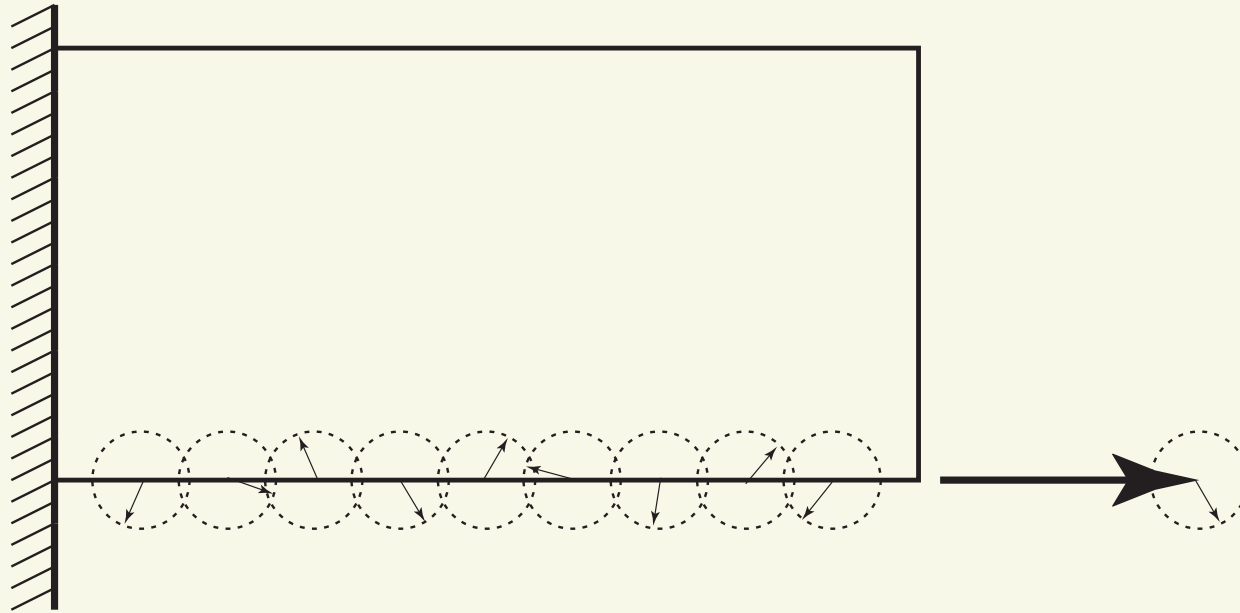
opt. sol. (obj. = $75.0 \times 10^6 \text{ mm}^3$)



w/o PCA ($176.6 \times 10^6 \text{ mm}^3$)

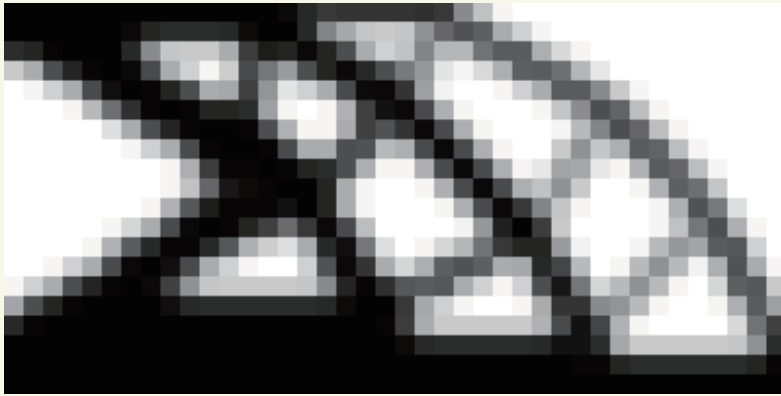
- Over-conservativeness is mitigated by PCA.

ex.) continuum (compliance cstr.)



- 250 data points in \mathbb{R}^{80} $\xrightarrow{\text{PCA}}$ 19 dominating components
- 50 for shape learning
- 200 for size calibration
- 187 points are used
for $1 - \epsilon = 0.9$ reliability w/ $1 - \delta = 0.92$ confidence

ex.) continuum (compliance cstr.)



opt. sol.

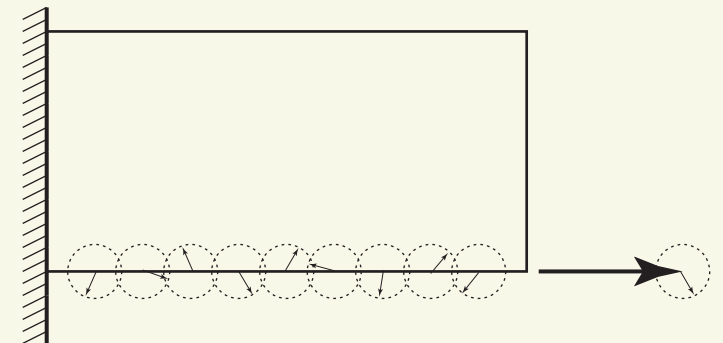
(worst compliance = 600.0)



sol. only for mean load

(worst compliance = 1310.0)

- volume fraction: specified (= 0.4852)
- w/o PCA: infeasible
(\because “all black sol.” is infeasible.)
- PCA mitigates over-conservativeness.



conclusions

- uncertainty in input distribution of RBDO
 - reliability w/ confidence level
- reasoning of an assumed uncertainty set in of RO
 - learning from data
- RO conservatively approximating RBDO
 - construction of uncertainty set
 1. dimensionality reduction w/ PCA
 2. shape learning (mean & covariance matrix)
 3. size calibration by order statistics

Many existing methods in RO can be used as tools for RBDO!